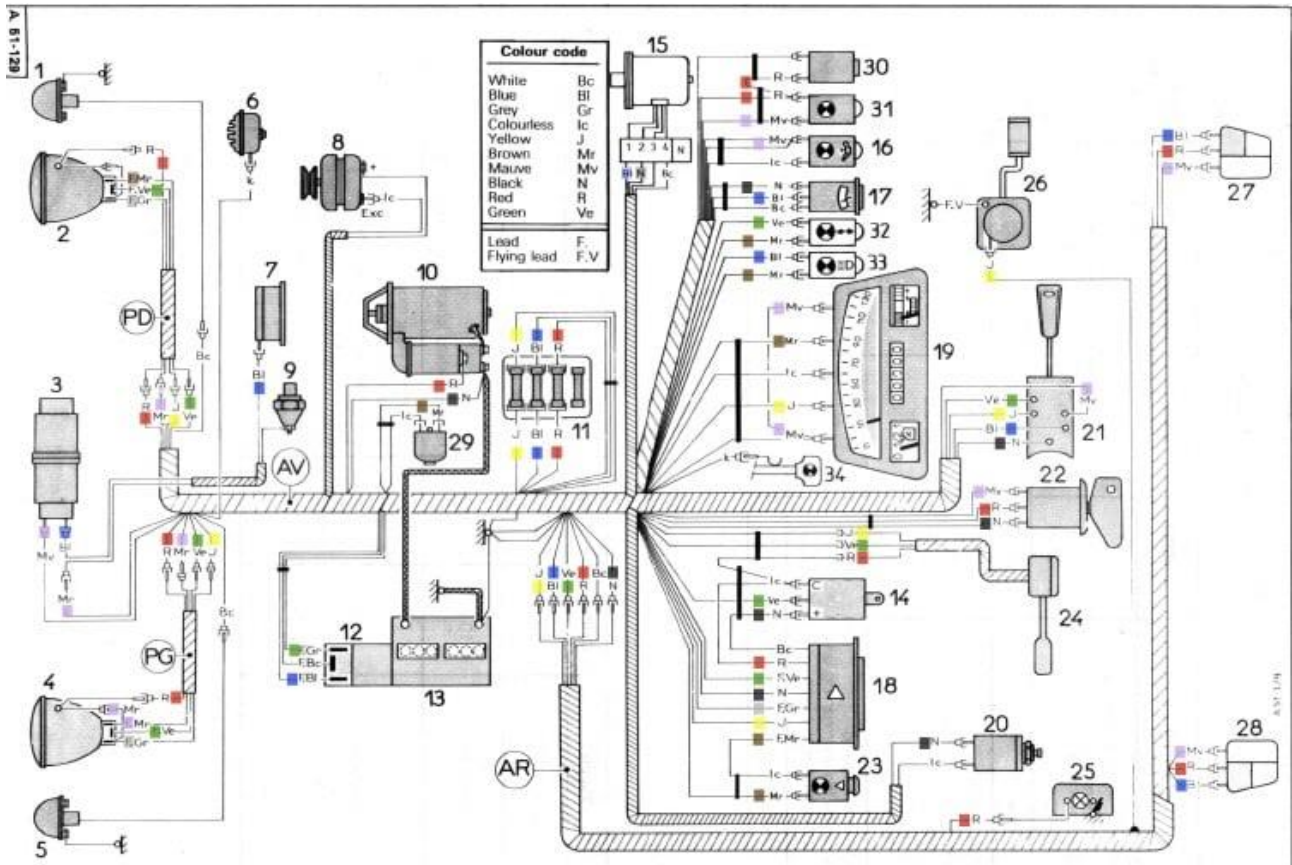
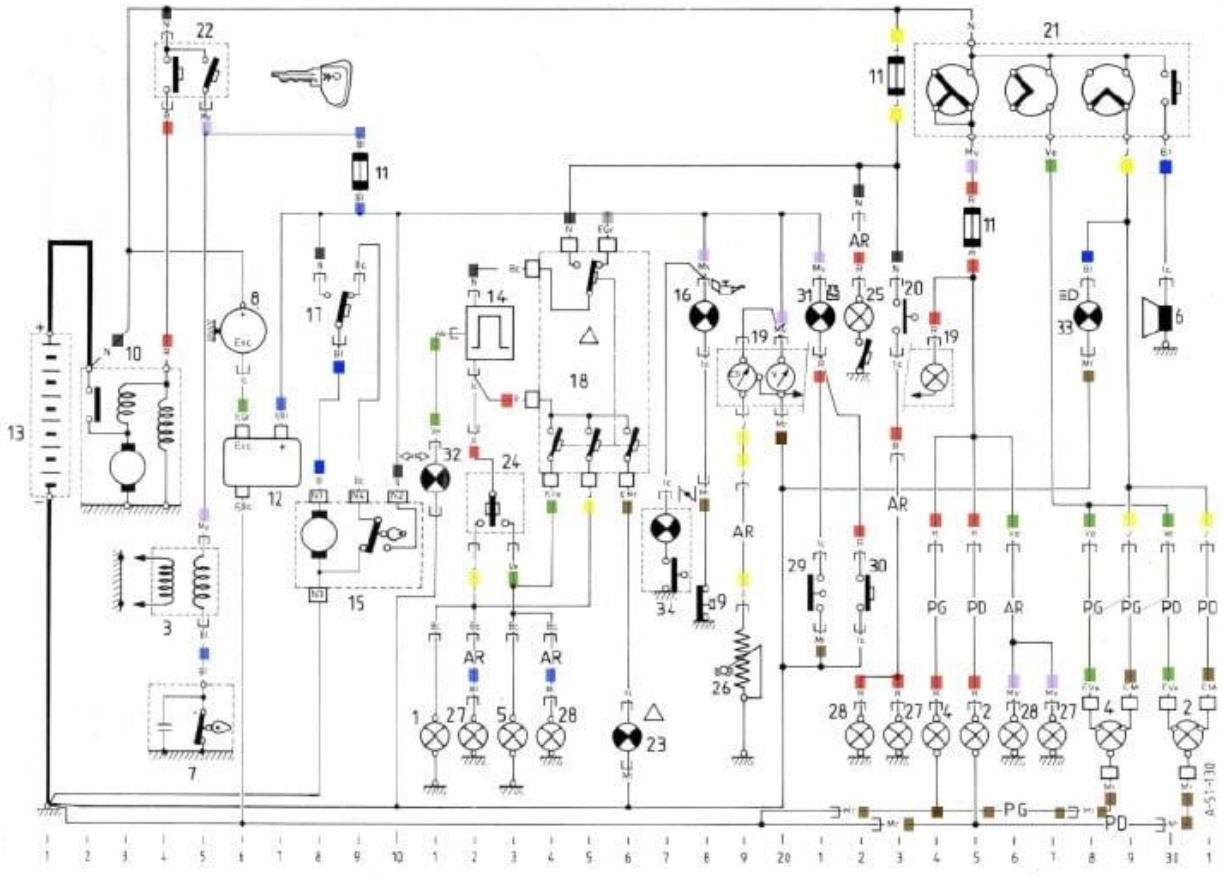


Kytentäkaaviot 2CV6





IDENTIFICATION OF PARTS

Ident. mark	Description	Position	Ident. mark	Description	Position
1	Front direction indicator, R.H. side	11	19	Dashboard :	
2	Headlamp, R.H. side :		- Lighting	24	
	- Main beam	31	- Voltmeter (<i>Club</i>)	20	
	- Dipped beam	30	- Fuel gauge sender unit	19	
	- Side lamp	25	20	Stoplamp switch	23
3	Ignition coil	4 - 5	21	Lighting switch	25 to 29
4	Headlamp, L.H. side :		22	Anti-theft ignition switch	4 to 5
	- Mainbeam	29	23	Hazard warning indicator lamp	16
	- Dipped beam	28	24	Switch for direction indicator lamps	12 - 13
	- Side lamp	24	25	Interior lamp	22
5	Front direction indicator, L.H. side	13	26	Fuel gauge rheostat	19
6	Horn	30	27	Rear lamp cluster, R.H. side :	
7	Distributor	4 - 5	- Direction indicator	12	
8	Alternator	6	- Stoplamp	23	
9	Engine oil pressure switch	18	- Tail lamp	27	
10	Starter	2 to 4	28	Rear lamp cluster, L.H. side :	
11	Fuse box	9 - 23 - 25	- Direction indicator	14	
12	Voltage regulator	7	- Stoplamp	22	
13	Battery	1	- Side lamp	26	
14	Flasher unit	12 - 13	29	Level switch on brake fluid reservoir	21
15	Windscreen wiper motor	8 - 9	30	Push-button for checking Nivocode warning lamp	22
16	Oil pressure warning lamp	18	31	Nivocode warning lamp	21
17	Windscreen wiper switch	9	32	Direction indicator warning lamp (depending on country)	11
18	Switch for hazard warning device	14 to 16	33	Main beam indicator lamp (depending on country)	28
			34	Choke indicator lamp	17

IDENTIFICATION OF HARNESSES

Without ident. mark	: Front harness	PG	: Headlamp harness, L.H. side
AR	: Rear harness	PD	: Headlamp harness, R.H. side
		FV	: Flying lead

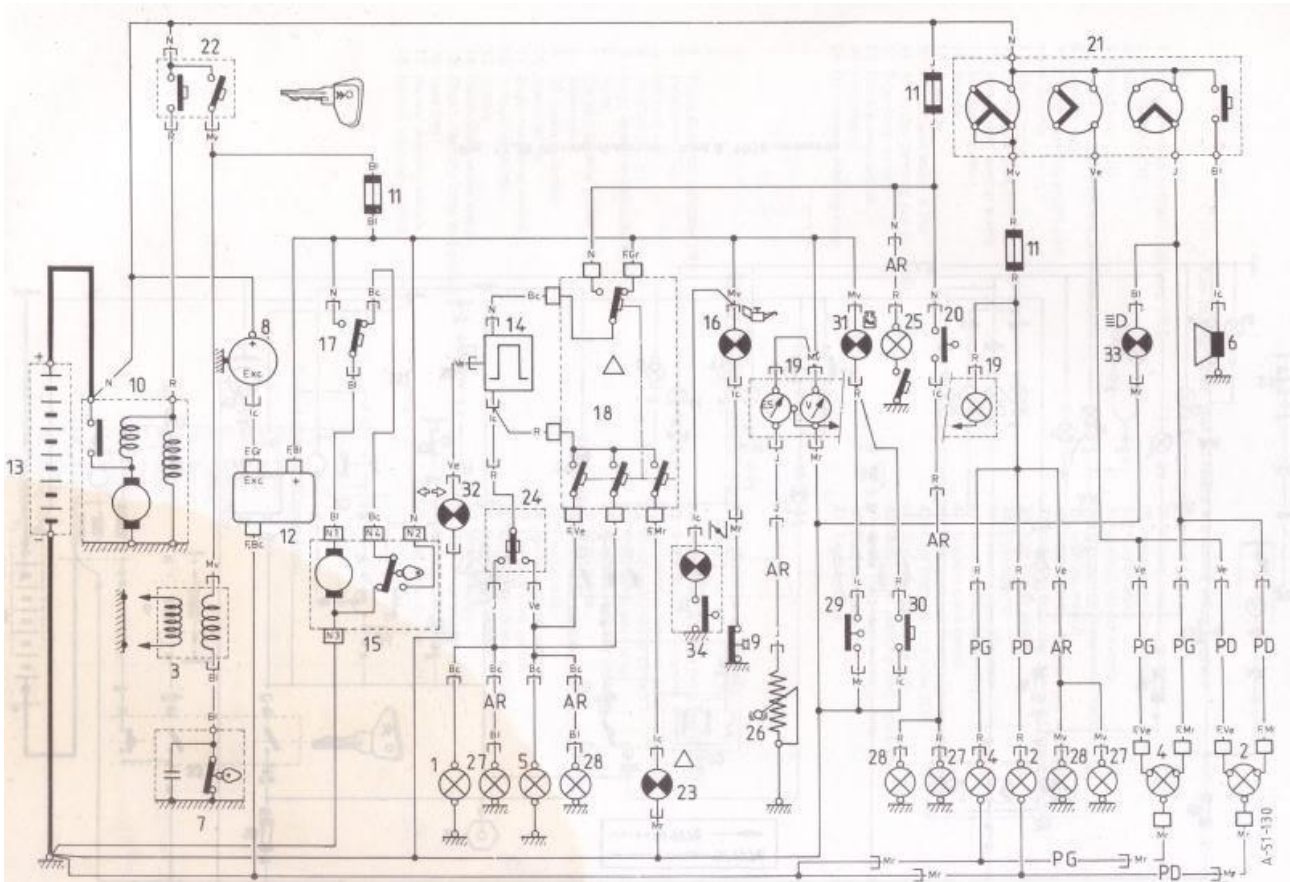


Fig. 12.38 Wiring diagram - 2CV, 1981 onwards